

Original Research Article

The effect of *Triticum sativum* (wheat) germ on postpartum pain: A double-blind clinical trial

Samira Mehravar¹, Sedigheh Amir Ali Akbari^{2,*}, Malihe Nasiri³, Faraz Mojab⁴, Hajar Abbasi⁵

¹Department of Midwifery & Reproductive Health, School of Nursing and Midwifery, Shahid Beheshti University of Medical Sciences, Tehran, Iran

²Midwifery and Reproductive Health Research Center, Department of Midwifery and Reproductive Health, School of Nursing and Midwifery, Shahid Beheshti University of Medical Sciences, Tehran, Iran

³Department of Basic sciences, School of Nursing and Midwifery, Shahid Beheshti University of Medical Sciences, Tehran, Iran

⁴Department of Pharmacognosy, School of Pharmacy, Shahid Beheshti University of Medical Sciences, Tehran, Iran

⁵Preventative Gynecology Research Center, Shahid Beheshti University of Medical Sciences, Tehran, Iran

Article history:

Received: Dec 10, 2020

Received in revised form:

Apr 06, 2021

Accepted: Apr 07, 2021

Epub ahead of print

* Corresponding Author:

Tel: +982188202512

Fax: +982188202512

sedaliakbari@gmail.com

Keywords:

Postpartum pain

Triticum sativum (wheat) germ

Complementary medicine

Medicinal plants

Abstract

Objective: Postpartum pain (PP pain) is a common problem after vaginal delivery. Some herbs are used to reduce PP pain. Due to the anti-inflammatory properties of *Triticum sativum* (wheat) germ, this study was conducted to investigate the effect of wheat germ on PP pain.

Materials and Methods: This is a randomized, double-blind, placebo-controlled clinical trial performed on 90 women who had a vaginal delivery and complained of moderate to severe PP pain. The participants were randomly divided into two groups. In the intervention group, a capsule containing 500 mg of wheat germ was taken every 6 hr for 2 days and in the control group, a placebo capsule was taken in the same order. The severity of PP pain was measured before and one hour after receiving the capsule by using the Visual Analogue Scale.

Results: The two groups were not different in terms of pain severity before the intervention. The PP pain in women with moderate pain was significantly reduced in both groups, the reduction was greater in the wheat germ group (GEE=0.04) but this reduction was not significant. The PP pain in women with severe pain was significantly reduced in both groups, however, the reduction was significantly greater in the wheat germ group (GEE=0.63, p=0.007). Moreover, the results showed that the use of mefenamic acid in the wheat germ group was significantly lower than the control group (p=0.04). Moreover, no side effect was reported after consuming the wheat germ.

Conclusion: It seems that wheat germ reduces severe PP pain. Further research on this plant is recommended.

Please cite this paper as:

Mehravar S, Amir Ali Akbari S, Nasiri M, Mojab F, Abbasi H. The effect of *Triticum sativum* (wheat) germ on postpartum pain: A double-blind clinical trial. Avicenna J Phytomed, 2021. Epub ahead of print.

Introduction

The anatomical, physiological, and hormonal adaptations of the female body to pregnancy are extensive, and most of these adaptations return to their pre-pregnancy state after delivery. Postpartum pain (PP pain) is one of the most important and common problems caused by this return process during postpartum period (Dashe et al., 2018; Murphy et al., 2018) and affects millions of young women (Pourmaleky et al., 2013; Gosiewski et al., 2019). When placenta and membranes are removed in the third stage of labour, the uterus contracts to keep the large uterine arteries contracted and prevent postpartum hemorrhage (Dashe et al., 2018). As a result of these contractions, chemical mediators such as bradykinin, leukotrienes, prostaglandins, serotonin, and lactic acid are released and they cause pain (Pourmaleky et al., 2013; Fahey, 2017). It seems that the release of prostaglandins which causes uterine contractions, is the main reason of PP pain (Kheiriyat et al., 2016; Holdcroft et al., 2003). PP pain is felt in lower abdomen and lower back similar to labour pain. In primiparous women, the uterus usually remains contracted after delivery whereas in multiparous women, the uterus contracts sharply at different intervals (Dashe et al., 2018). The severity of PP pain is described from similar to menstrual cramps with severe discomfort to worse than labour pain (Kheiriyat et al., 2016; Holdcroft et al., 2003). This pain usually lasts 3 to 4 days and sometimes up to a week after delivery and increases with the number of deliveries (Dashe et al., 2018; Fahey, 2017).

During breastfeeding, when the baby sucks the mother's breast, due to the release of oxytocin from the posterior pituitary gland, the areola smooth muscles contract, leading to milk secretion. Oxytocin also causes the smooth muscles of the uterus to contract and consequently, the mother would suffer from more severe pain (Dashe et al., 2018). Pain and stress can reduce oxytocin secretion from

the posterior pituitary gland by increasing adrenaline. Therefore, in addition to the mother's discomfort, PP pain can impede the early onset of breastfeeding by disrupting the oxytocin reflex and flow of breast milk. This can lead to the mother's inability to breastfeed and reduce her attention to the baby, thus disrupting their communication (Pourmaleky et al., 2013; Fahey, 2017).

According to previous studies, 77% of women experience PP pain (Pourmaleky et al., 2013). Recent findings suggest that there are various methods for relieving PP pain including massage therapy, reflexology, heat therapy, relaxation, skin stimulation, herbal medicine, and chemical drugs (Fahey., 2017; Kheiriyat et al., 2016; Nia et al., 2019; Afravi et al., 2019). The most common method for relieving PP pain is the use of oral analgesics such as mefenamic acid, ibuprofen, and acetaminophen (Pourmaleky et al., 2013; Afravi et al., 2019). Despite the great effect of these analgesics in terms of pain reduction, their side effects include nausea, vomiting, diarrhea, abdominal pain, gastrointestinal bleeding, dizziness, vertigo, and drowsiness (Fahey., 2017).

Nonsteroidal anti-inflammatory drugs (NSAIDs) such as mefenamic acid by restraining the cyclooxygenase, inhibit the conversion of arachidonic acid to prostaglandin which is the main reason for PP pain (Kheiriyat et al., 2016). Due to the side effects of chemical drugs, currently, medicinal plants have become more important and people are attracted to them as one of the most common treatments for diseases. In addition, Medicinal plants are more cost-effective compared to chemical drugs (Niazi et al., 2019).

Among medicinal plants, wheat germ (*Triticum sativum*) contains nutritious and valuable components. It has anti-inflammatory, antioxidant, sedative, anti-depressant, and nerve-relaxing properties. It is

Wheat germ and postpartum pain

effective in improving various diseases and health problems such as cancer, obesity, diabetes, asthma, anemia, eczema, hair loss, hypertension, colic, ulcers, gastritis, schizophrenia, migraine, ataxia, nervous system diseases, and acute mental illnesses (Singh et al., 2012; Jeong et al., 2017; Karami et al., 2019; Kumar et al., 2016).

Wheat germ has many types of minerals, vitamins, and proteins. It also contains magnesium, zinc, calcium, selenium, sodium, potassium, phosphorus, chromium, vitamins D, A, E, B1, B2, B3, B6, and B12, folic acid, iron, essential fatty acids, enzymes, and antioxidants (Kumar et al., 2016; Atallahi et al., 2014; Ataollahi et al., 2015; Moradi et al., 2017; Morovvati et al., 2018; Hadijafari and Morovvati, 2019).

Wheat germ activates neuropeptides, cytokines, and macrophages. It can reduce inflammation by decreasing the level of prostaglandins. The most important compounds in wheat germ that can have a great effect on relieving uterine smooth muscle contraction include vitamins B, E, and D, magnesium, and calcium (Atallahi et al., 2014; Zakaria et al., 2017).

Various studies have reported the positive effects of wheat germ components (vitamins B6, E, and D, calcium, magnesium, and essential fatty acids) on reducing prostaglandins levels and the severity of menstrual cramps. The study of Randabunga et al. (2018) showed the positive effect of vitamin B6 on restlessness. In addition, Charandabi et al. (2017) confirmed the positive impact of calcium supplements on decreasing the intensity of menstrual pain. Ozel et al. (2019) reported the positive effect of vitamin D on reducing prostaglandin production and dysmenorrhea.

In the study of Kashanian et al. (2013), the positive impact of vitamin E on increasing internal opioids and reducing pain intensity was reported. Atallahi et al. (2014) also confirmed the effectiveness of wheat germ

extract on decreasing the severity of menstrual pain due to the presence of components such as vitamins E, B6, and B1, zinc, and calcium. The study of Hosseinlou et al. (2014) revealed the effectiveness of vitamin B1 tablets on the severity of menstrual pain by affecting the neuromuscular system.

Considering the positive effect of wheat germ and its compounds on reducing prostaglandins production, increasing internal opioids and thus reducing menstrual pain, and the similar mechanism of uterine spasm during menstruation and postpartum, we investigated the effect of wheat germ on PP pain in the present study.

Materials and Methods

The present study was a double-blind clinical trial conducted after the approval of the Ethics Committee of Shahid Beheshti University of Medical Science with code (IR.SBMU.PHARMACY.REC.1399.128) and registration in the Clinical Trial Centre with code (IRCT20200211046452N1).

Preparation of drug and placebo

The wheat germ capsules contained 500 mg of wheat germ powder and they were obtained from Golha Company (Iran) which was approved by Iran Ministry of Health and Medical Education. This dose was determined based on study of Atallahi et al. 2014, which showed the effect of wheat extract on dysmenorrhea. The placebo capsules contained starch powder. Both capsules were made in the pharmacognosy laboratory at the school of pharmacy at Shahid Beheshti University of Medical Sciences. They had a completely similar appearance and they were placed in similar packages. Packages were coded with A or B by the pharmacist. Mefenamic acid 250 mg capsules were made by Razak Pharmaceutical Company.

Sample size

The minimum number of sample size was calculated based on a similar study (Chananeh *et al.*, 2018) through the following formula:

$$n \geq 2 \frac{(z_{\alpha/2} + z_{\beta})^2 \sigma^2}{(\mu_1 - \mu_2)^2}$$

$$\alpha = 0.05 \Rightarrow z_{\alpha/2} = 1.96$$

$$\beta = 0.10 \Rightarrow z_{\beta} = 1.28$$

$$1 - \beta = 0.90$$

$$(\mu_1 - \mu_2) / \sigma = 0.70$$

$$n = 2(1.96 + 1.28)^2 \left(\frac{1}{0.70} \right)^2 = 43$$

Based on this formula, at least 43 subjects were estimated for each group. Considering 5% probability of sample reduction, 45 subjects were estimated for each group.

Study participants

The participants have been selected for 6 months based on the following inclusion criteria:

originally Iranian, literate, live with spouse, age of 18-35 years, vaginal delivery with cephalic presentation without using tools (vacuum/forceps), epidural or spinal anaesthesia, first or second delivery, singleton and healthy infant with 37-42 weeks of age, infant's weight of 2.5-4 kg, exclusive breastfeeding, spontaneous delivery of placenta and membranes, complain of moderate to severe after-pain two hours after delivery, absence of third- or fourth-degree perineal lacerations, not using any drugs to relieve pain within 24 hr prior to delivery, not being narcotic addict, no underlying diseases (such as diabetes, celiac, hypertension, heart disease, infectious diseases, etc.), no mental diseases, no sensitivity to wheat germ or other herbal medicines, no sensitivity to NSAIDs (mefenamic acid, indomethacin or ibuprofen)

and no history of C-section or abdomino-pelvic surgery.

The exclusion criteria in this study was as follows: serious maternal complications after delivery including (postpartum hemorrhage, fever above 39°C and blood pressure above 140/90 mmHg), consumption of any herbal medicines or chemical drugs other than mefenamic acid to relieve pain, lack of breastfeeding, unwillingness to continue participating in the study and sensitivity to wheat germ.

A member of the research team who was responsible for collecting information continuously referred to the obstetrics ward of Mahdieh hospital in Tehran, Iran to choose the qualified participants. Then, she explained and clarified the objective, importance, and procedure of the study to those who were eligible to fill the questionnaires. In the first step, the participants signed the written consent and they were assured that their information is confidential. It was also clarified that they could leave the study at any time. The data were collected through demographics and obstetrics questionnaires, the Visual Analogue Scale (VAS), and the inventory of wheat germ capsule side effects. They were completed through observation and interview.

Content validity was used to determine the validity of demographics and obstetrics questionnaires and the inventory of wheat germ capsule side effects. The initial forms were prepared according to the research objectives after reviewing related articles and reference books. These forms were approved by 10 members of the midwifery faculty of Shahid Beheshti University of Medical Sciences. The Visual Analogue Scale (VAS) was used to measure pain intensity. It is a standard scale worldwide and its validity and reliability have been confirmed in previous studies (Cheatham *et al.*, 2018; Pathak *et al.*, 2018; Thong *et al.*, 2018).

Wheat germ and postpartum pain

Out of 152 women who were assessed at the beginning, 104 were eligible to enter the study according to the inclusion criteria. They were assigned to group A or group B using the random number function in Excel. According to the random code of the subject, the capsule was given to the mother from a package with the same code. The research team and participants were unaware of whether the capsules contain wheat germ or starch powder.

Two hours after delivery, the severity of PP pain was measured and recorded using VAS which is a 10 cm horizontal ruler numbered from 0-10. On this scale, zero means 'no pain', 1-3 'mild pain', 4-6 'moderate pain', and 7-10 'severe pain'.

Participants who complained of moderate to severe PP pain with a score of 4 or above, were selected. They were then given a wheat germ capsule or placebo every 6 hr for 48 hr. The severity of after-pain was measured and recorded in both groups before and one hour after taking the capsules. If the mothers' PP pain was not relieved one hour after taking capsules, she would have taken a capsule of mefenamic acid 250 mg as the common treatment of PP pain. The number of mefenamic acid capsules was also recorded and mothers were informed that the consumption of any analgesics except mefenamic acid was banned. Participants were taught how to use the capsules and how to measure pain severity. In order to ensure the correct recording of pain measurements by the participants, all cases were recorded 4 times for PP pain severity in the presence of a member of the research team. After that, the participants were asked to record their pain until the end of the study. The condition of all participants was monitored by telephone for 2 days and they were reminded to use the capsule and record all information related to any side effects or problems.

Statistical analysis

Data were analyzed using SPSS (version 20) software. Chi-square and Mann-Whitney tests were used to compare the qualitative variables between the two groups. Quantitative variables were evaluated by Two Independent Sample T-test and GEE (Generalized Estimating Equation) test. In all tests, a $p < 0.05$ was considered statistically significant.

Results

In this trial, 52 participants were included in each group. In the group taking wheat germ capsules, 3 participants because of using other herbal medicines, 1 participant because of having fever above 39°C and 3 participants because of unwillingness, were excluded from the study. Finally, 45 participants were analysed in this group. In the group taking placebo, 3 participants due to unwillingness, 2 participants due to infant hospitalization and lack of breastfeeding and 2 participants due to the consumption of pain killers other than mefenamic acid, were excluded, eventually 45 participants were analyzed in this group (Figure 1).

Based on the collected information, the two groups did not significantly differ in terms of individual variables including age, education, occupation of the subject and spouse, and the economic status of the family. Also, the two groups were homogeneous in terms of obstetrics variables including the number of pregnancies, the number of deliveries, gestational age, duration of the active phase of the first stage of labor, duration of the second stage of labor, birth weight, head circumference at birth, having an episiotomy, receiving oxytocin during labor and postpartum, infant's sex, pregnancy desirability, and infant's sex desirability and there was no statistically significant difference between the two groups (Table 1).

Table 1. Comparison of demographic and obstetrics characteristics in the two groups.

Groups		Wheat germ N=45	Placebo N=45	p value
Variables				
Age (year)		26.57±4.03*	26.51±4.19*	0.93**
Education	High school and lower Diploma	25 (55.6 %)	20 (44.4%)	0.34***
		14 (31.1%)	18 (40 %)	
	University	6 (13.3%)	7 (15.6 %)	
Occupation	Housewife	44 (97.8%)	42 (93.3%)	0.309***
	Employee	1 (2.2%)	3 (6.7%)	
Husband's Education	High school and lower Diploma	16 (35.6 %)	17 (37.8%)	0.669***
		22 (48.9%)	23 (51.1%)	
	University	7 (15.6%)	5 (11.1%)	
Husband's Occupation	Worker	18 (40%)	14 (31.1%)	0.405***
	Employee	10 (22.2 %)	11 (24.4%)	
	Self – employment	17 (37.8 %)	20 (44.4%)	
Wanted pregnancy	Yes	33 (73.3%)	34 (75.6%)	0.81****
	No	12 (26.7%)	11 (24.4%)	
Episiotomy	Yes	32 (71.1%)	30 (66.7%)	0.64****
	No	13 (28.9%)	15 (33.3%)	
Number of deliveries	One	23 (51.1%)	15 (33.3%)	0.09***
	Two	22 (48.9%)	30 (66.7%)	
Duration of pregnancy(week)		38.51±1.12	38.48±1.03	0.405**
Oxytocin injected during labor(unit)		3.55±3.47	3.22±3.71	0.661**
Oxytocin injected after delivery(unit)		35.55±6.92	34.88±6.26	0.633**
Duration of the First stage of labor(minute)		173.55±40.58	169.66±31.55	0.613**
Duration of the second stage of labor(minute)		48.66±14.03	54.11±13.02	0.06**

*Mean±Standard Deviation, **Two Independent Sample T-Test, *** Mann-Whitney Test, ****Chi-Square.

Wheat germ and postpartum pain

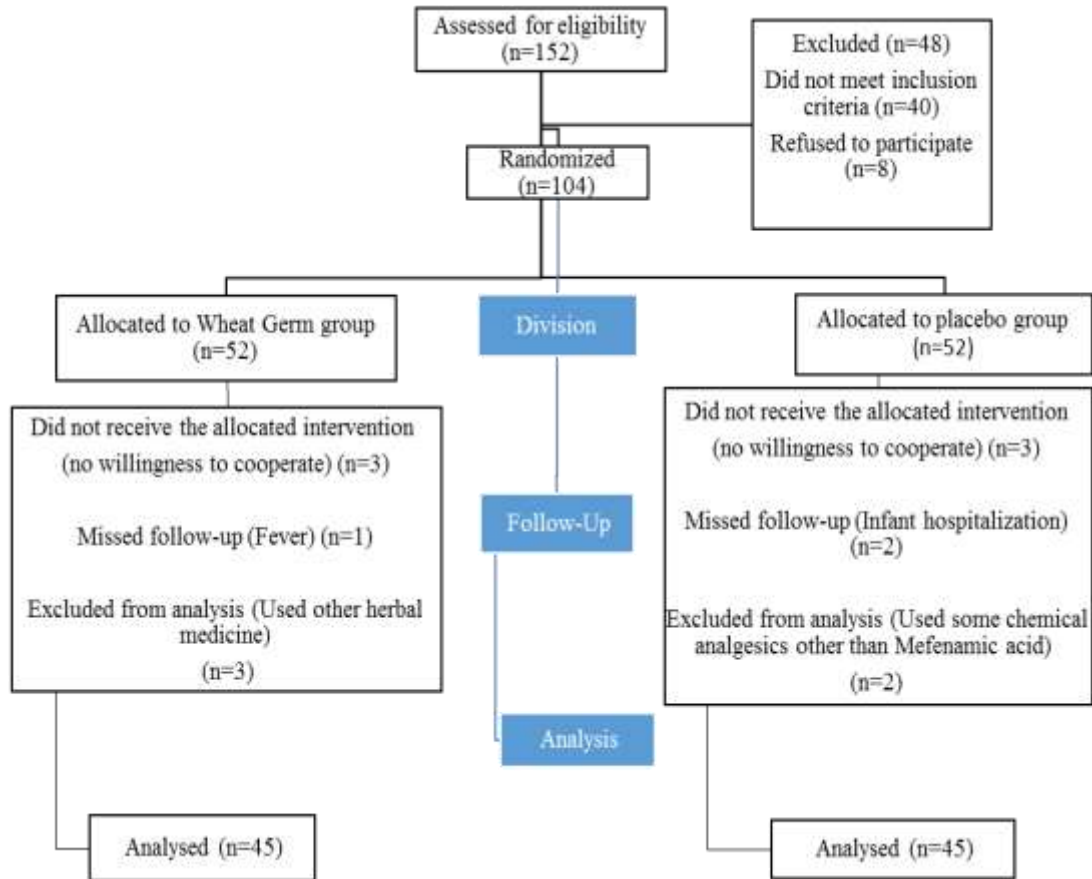


Figure 1. Flow of participants through the research.

The two groups were not different in terms of pain severity before the intervention. In the next step, the pain intensity in the two groups was separately compared between the moderate and severe classes. Due to the fact that the data did not have a normal distribution, the GEE model was used to analyze them. In moderate class, the pain intensity in wheat germ group was 0.038 less than control group, but this difference was not significant. [in wheat germ group $n=25(55.6\%)$ and in placebo group $n=22(55.1\%)$]. However, in case of severe class, the pain intensity in wheat germ group was 0.632 less than the control group and this difference was statistically significant ($p=0.007$) (Table 2). Figures 2 and 3 show the estimated marginal mean of

pain severity for the moderate and severe classes, respectively. It is worth pointing out that the pain severity was measured 16 times in this study. The mean number of mefenamic acid capsules taken during the two days was lower in the wheat germ group (mean: 3.9) than the placebo (mean: 4.4). The difference in the number of mefenamic acid taken between the two groups was statistically significant ($p=0.04$) (Table 3). The marginal mean of mefenamic acid intake for both groups during the two days is presented in Figure 4. Furthermore, no side effects such as abnormal bleeding, nausea, vomiting, headache, diarrhea, fever, urticaria, pruritus, respiratory problems or dizziness were observed in either group.

Table 2. GEE (Generalized Estimating Equation) model results for comparison of the two groups in the moderate and severe pain

Intensity of Pain	Parameter	B	Std. Error	95% Wald Confidence Interval		Hypothesis Test		
				Lower	Upper	Wald Chi-Square	df	p-value
moderate	(Intercept)	6.052	.1779	5.703	6.400	1157.365	1	.000
	[Group=Wheat Germ]	-.038	.2228	-.475	.398	.029	1	.864
	[Group=Control]	0 ^a
	Time	-.215	.0115	-.237	-.192	347.827	1	.000
severe	(Intercept)	8.973	.1825	8.616	9.331	2417.929	1	.000
	[Group= Wheat Germ]	-.632	.2349	-1.092	-.171	7.226	1	.007
	[Group=Control]	0 ^a
	Time	-.383	.0204	-.423	-.343	353.155	1	.000

Table 3. Comparison of mefenamic acid capsule taken during 48 hours after delivery in the two groups.

Number of Mefenamic acid capsules consumed	Groups		p value
	Wheat Germ N=45	Placebo N=45	
2	6 (13.3%)	3 (6.7%)	0.04*
3	9 (20%)	6 (13.3%)	
4	15 (33.3%)	11 (24.4%)	
5	11 (24.4%)	18(40%)	
6	4 (8.9%)	7 (15.6%)	

*Mann-Whitney Test

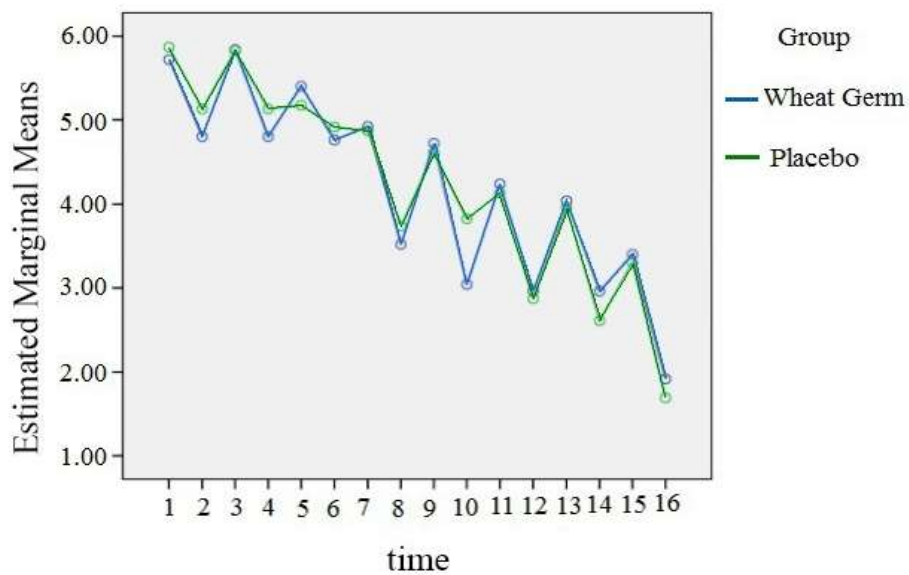


Figure 2. Estimated marginal mean graph of pain severity in moderate pain class

Wheat germ and postpartum pain

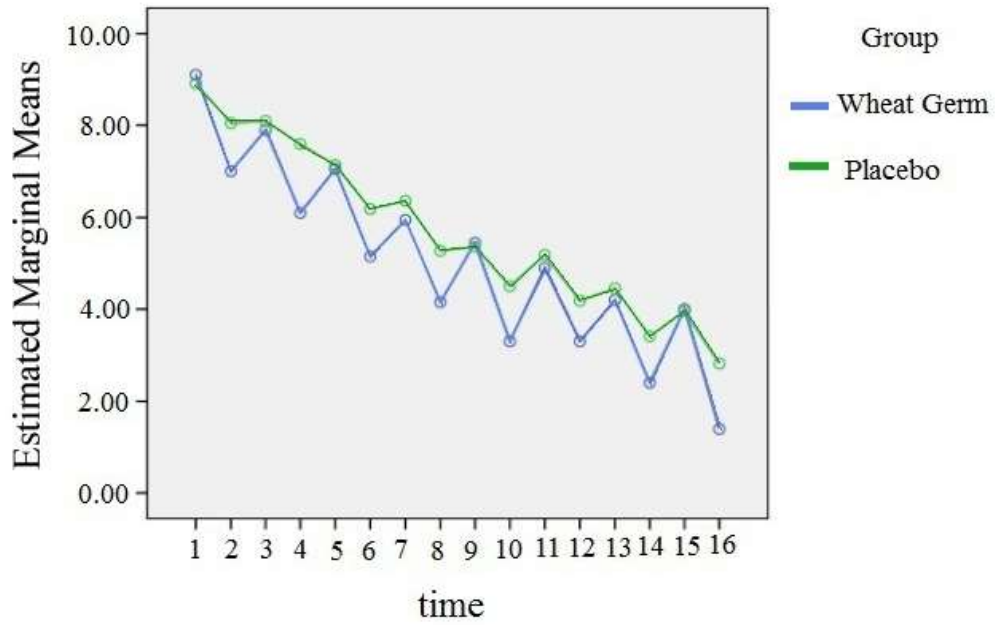


Figure 3. Estimated marginal mean graph of pain severity in severe pain class

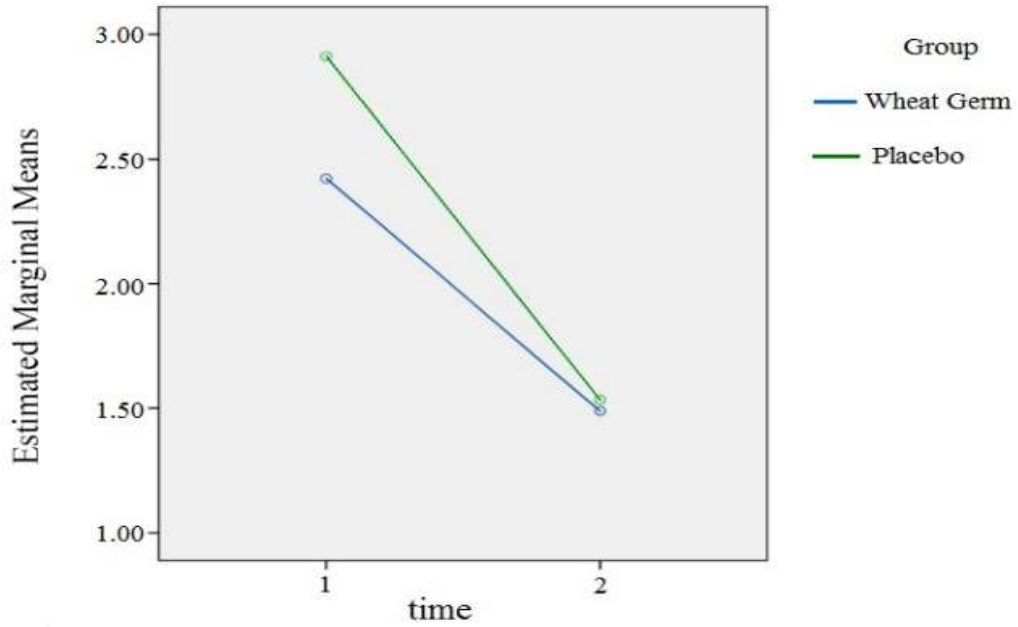


Figure 4. Estimated marginal mean graph of Mefenamic acid taken in the two groups

Discussion

The results of the present study showed that wheat germ significantly reduces the severity of severe PP pain. There are no studies that directly examine the effect of wheat germ on PP pain. Some studies demonstrated the effect of wheat germ and some of its important compounds (including vitamin D, B, and E, calcium, magnesium and zinc) on the reduction of prostaglandins production and thus reduction of the uterine smooth muscle contractions and uterine cramping pains (Vilvapriya and Vinodhini, 2018; Charandabi *et al.*, 2017; Moini *et al.*, 2016; Atallahi *et al.*, 2014). Since the mechanism of uterine contractions in PP pain is similar to primary dysmenorrhea and its main stimulus seems to be the production and release of prostaglandins, the results of these studies can be a good justification for our findings.

In a clinical trial conducted by Atallahi *et al.* (2014), daily consumption of wheat germ extract from day 5 to 16 of the menstrual cycle for two months, resulted in reduction of uterine smooth muscle contractions and thus significantly reductions in the severity of primary dysmenorrhea and associated systemic symptoms including headache. Also, in another study by Ataollahi *et al.* (2015) on the effect of wheat germ extract on the premenstrual syndrome, daily consumption of wheat germ extract for two months significantly reduced sensitivity, tension, pain, tenderness of the breasts and headache. Wheat germ has anti-inflammatory properties and activates macrophages, neuropeptides, cytokines and thus reduces inflammation and pain (Jeong *et al.*, 2017). These results confirm the findings of our study.

Vitamin E is an antioxidant and prevents the production of arachidonic acid and prostaglandins, thus reducing uterine smooth muscle contractions and pain (Vilvapriya and Vinodhini, 2018). Numerous studies have shown the positive effect of vitamin E on primary

dysmenorrhea (Kashanian *et al.*, 2013; Pakniat *et al.*, 2019). In the study of Vilvapriya and Vinodhini (2018), consumption of vitamin E significantly reduced the duration and severity of pain in patients with primary dysmenorrhea. The positive effect of wheat germ on PP pain may be due to its vitamin E content which is in line with the present study.

In the study of Randabunga *et al.* (2018), the positive effect of vitamin B6 on reducing prostaglandins level and pain intensity of primary dysmenorrhea was observed which is in line with the present study.

Several studies indicated that vitamin D consumption reduces muscle pain and improved life quality (Gendelman *et al.*, 2015; Ghai *et al.*, 2017). In the study of Abbasi *et al.* (2012), it was found that treatment with vitamin D was effective in relieving musculoskeletal pain in people with vitamin D deficiency. In another study, the positive effect of vitamin D on reducing the pain of breast cancer was observed (Khan *et al.*, 2010). Also, in various clinical trials, the effect of vitamin D on reducing pain in uterine smooth muscles and dysmenorrhea was mentioned (Cheatham *et al.*, 2018; Moini *et al.*, 2016; Haghghian, 2019). Wheat germ contains vitamin D. Hence, the effect of wheat germ on PP pain may be due to the effect of vitamin D on the uterine smooth muscles and reduction of contractions which confirms our findings.

Wheat germ is rich in calcium. Calcium reduces pain (Hosseiniou *et al.*, 2014; Zarei *et al.*, 2017). Also, in a clinical trial conducted by Mehrpooya *et al.* (2017), consumption of calcium and fish oil reduced the severity of primary dysmenorrhea. Since wheat germ contains calcium, the positive effect of wheat germ on PP pain may be due to its calcium content which is in line with the present study.

The severity of PP pain also decreased in the placebo group which is probably due to the psychological effects of the drug. The

Wheat germ and postpartum pain

results of Atallahi et al. (2014) showed that the placebo had a positive effect on reducing pain.

In the present study, use of mefenamic acid in the intervention group was significantly less than the placebo group. The results of Atallahi et al. (2014) also showed that wheat germ consumption significantly reduced the number of analgesics taken by the intervention group.

Based on the results, no abnormal bleeding or side effects such as nausea, vomiting, headache, diarrhea, fever, urticaria, pruritus, respiratory problems or dizziness were observed in either group.

The wheat germ reduced the intensity of after-pain especially in case of severe pain. It was shown that the group taking wheat germ capsules consumed less mefenamic acid compared to the placebo group. Moreover, no side effect was reported after consuming the wheat germ. Further research on this plant is recommended.

Acknowledgment

This paper is extracted of a Master's thesis in Midwifery (by Samira Mehravar), and approved by the Ethics Committee of Shahid Beheshti University of Medical Science with code (IR.SBMU.PHARMACY.REC.1399.128) and registered at Iranian Clinical Trials Centre with code (IRCT20200211046452N1). It was supervised by Dr. Sedigheh Amir Ali Akbari at Shahid Beheshti University of Medical Sciences. We would like to appreciate the research deputy of Shahid Beheshti University of Medical Sciences, all the staffs of Mahdiah Hospital who cooperated in conducting this study, and all the women who participated in this clinical trial.

Conflicts of interest

The authors have declared that there is no conflict of interest.

References

- Abbasi M, Hashemipour S, Hajmanuchehri F, Kazemifar AM. 2012. Is vitamin D deficiency associated with non specific musculoskeletal pain? *Glob J Health Sci*, 11: 107-111.
- Afravi S, Abbaspoor Z, Montazeri S, Cheraghian B. 2019. The effect of Hugo point pressure on postpartum pain in multiparous women. *Fam Med Prim Care Rev*, 1: 7-11.
- Atallahi M, Amir Ali Akbari S, Mojab F, Alavimajd H. 2014. Effects of wheat germ extract on the severity and systemic symptoms of primary dysmenorrhea: a randomized controlled clinical trial. *Iran Red Crescent Med J*, 16: e19503.
- Ataollahi M, Amir Ali Akbari S, Mojab F, Alavimajd H. 2015. The effect of wheat germ extract on premenstrual syndrome symptoms. *Iran J Pharm Res*, 14: 159-166.
- Chananeh M, Janati Ataei P, Dolatian M, Mojab F, Nasiri M. 2018. Effects of the combination of Nigella Sativa and Mefenamic Acid and Mefenamic Acid alone on the severity of postpartum pain in multiparous women: A double-blind clinical trial. *Iran J Obstet Gynecol Infertil*, 21: 62-71.
- Charandabi SM-A, Mirghafourvand M, Nezamivand-Chegini S, Javadzadeh Y. 2017. Calcium with and without Magnesium for primary dysmenorrhea: A double-blind randomized placebo controlled trial. *Int J Women's Health & Repro Sci*, 5: 332-338.
- Cheatham SW, Kolber MJ, Mokha M, Hanney WJ. 2018. Concurrent validity of pain scales in individuals with myofascial pain and fibromyalgia. *J Bodyw Mov Ther*, 22: 355-360.
- Dashe JS, Bloom SL, Spong CY, Hoffman BL. 2018. *Williams obstetrics: McGraw Hill Professional*, 1: 797-812.
- Fahey JO. 2017. Best practices in management of postpartum pain. *J Perinat Neonatal Nurs*, 31: 126-136.
- Gendelman O, Itzhaki D, Makarov S, Bennun M, Amital H. 2015. A randomized double-blind placebo-controlled study adding high dose vitamin D to analgesic regimens in patients with musculoskeletal pain. *Lupus*, 24: 483-489.
- Ghai B, Bansal D, Kanukula R, Gudala K, Sachdeva N, Dhatt SS, Kumar V. 2017. Vitamin D supplementation in patients with chronic low back pain: an open label, single

- arm clinical trial. *Pain physician*, 20: E99-E105.
- Gosiewski C, Lavigne A, Macomber L, McDaniel E, Ruttum D, Miranda SRW. 2019. Implementation of a pain-management plan in a small hospital to decrease postpartum opioid use. *J Obstet Gynecol Neonatal Nurs*, 48: S18-S19.
- Hadijafari M, Morovvati H. 2019. Effect of Wheat Sprout extract on changes in ovarian sex hormones in rat exposed to lead. *Iran Vet J*, 15: 102-110.
- Haghighian HK. 2019. Is there a relationship between serum vitamin D with dysmenorrhea pain in young women? *J Gynecol Obstet Hum Reprod*, 48: 711-714.
- Holdcroft A, Snidvongs S, Cason A, Doré CJ, Berkley KJ. 2003. Pain and uterine contractions during breast-feeding in the immediate post-partum period increase with parity. *Pain*, 104: 589-596.
- Hosseini A, Alinejad V, Alinejad M, Aghakhani N. 2014. Effects of fish oil capsules and vitamin B1 tablets on duration and severity of dysmenorrhea in students of high school in Urmia-Iran. *Glob J Health Sci*, 6: 124-129.
- Jeong HY, Choi YS, Lee JK, Lee BJ, Kim WK, Kang H. 2017. Anti-inflammatory activity of citric acid-treated wheat germ extract in lipopolysaccharide-stimulated macrophages. *Nutrients*, 9: 730-742.
- Karami Z, Peighambari SH, Hesari J, Akbari-Adergani B, Andreu D. 2019. Antioxidant, anticancer and ACE-inhibitory activities of bioactive peptides from wheat germ protein hydrolysates. *Food Biosci*, 32: 100450.
- Kashanian M, Lakeh MM, Ghasemi A, Noori S. 2013. Evaluation of the effect of vitamin E on pelvic pain reduction in women suffering from primary dysmenorrhea. *J Reprod Med*, 58: 34-38.
- Khan QJ, Reddy PS, Kimler BF, Sharma P, Baxa SE, O'Dea AP, Klemp JR, Fabian CJ. 2010. Effect of vitamin D supplementation on serum 25-hydroxy vitamin D levels, joint pain, and fatigue in women starting adjuvant letrozole treatment for breast cancer. *Breast Cancer Res Treat*, 1: 111-118.
- Kheiriyat F, Tadayon Najafabadi M, Mousavi P, Haghighizadeh H, Namjuyan F. 2016. Effect of Dill essence and Mefenamic acid on postpartum pain. *Iran J Obstet Gynecol Infertil*, 19: 8-16.
- Kumar NS, Murali M, Nair AM, Nair AS. 2016. Green blood therapy of wheat grass-Nature's finest medicine'-A literature review. *J Pharm Biol Sci*, 11: 57-64.
- Mehrpooya M, Eshraghi A, Rabiee S, Larki-Harchegani A, Ataei S. 2017. Comparison the effect of fish-oil and calcium supplementation on treatment of primary dysmenorrhea. *Rev Recent Clin Trials*, 12: 148-153.
- Moini A, Ebrahimi T, Shirzad N, Hosseini R, Radfar M, Bandarian F, Jafari-Adli S, Qorbani M, Hemmatabadi M. 2016. The effect of vitamin D on primary dysmenorrhea with vitamin D deficiency: a randomized double-blind controlled clinical trial. *Gynecol Endocrinol*, 32: 502-505.
- Moradi H, Morovvati H, Adibmoradi M, Najafzadeh Varzi H. 2017. The Effect of Wheat Sprout extract on skin injury following injection of lead Acetate in rat. *Armaghane danesh*, 22: 161-175. (In Persian)
- Morovvati H, Moradi H, Biabani M. 2018. Effect of hydroalcoholic extract of Wheat Sprout on histology and histometry structure of rat's prostate exposed to lead. *Iran South Med J*, 20: 540-552.
- Murphy J, Grant M, Wu C, Szymanski L. 2018. A multimodal analgesic pathway improves postpartum pain management scores as reflected by Hcahps scores analgesic pathway improves Hcahps scores. *J Surg Anesth*, 1: 102-108.
- Nia GB, Montazeri S, Afshari P, Haghighizadeh MH. 2019. Foot reflexology effect on postpartum pain-A randomized clinical trial. *J Evolution Med*, 8: 2976-2982.
- Niazi A, Rahimi VB, Hatami H, Shirazinia R, Esmailzadeh-Dizaji R, Askari N, Askari VR. 2019. Effective medicinal plants in the treatment of the cyclic mastalgia (breast pain): A review. *J Pharmacopuncture*, 22: 131-139.
- Özel A, Ates S, Şevket O, Özdemir M, İlhan G, Davutoglu E. 2019. A randomized controlled study of vitamin D in the treatment of primary dysmenorrhea. *Duzce Medical J*, 21: 32-36.
- Pakniat H, Chegini V, Ranjkesh F, Hosseini MA. 2019. Comparison of the effect of vitamin E, vitamin D and ginger on the severity of primary dysmenorrhea: a single-blind clinical trial. *Obstet Gynecol Sci*, 62:

Wheat germ and postpartum pain

- 462-468.
- Pathak A, Sharma S, Jensen MP. 2018. The utility and validity of pain intensity rating scales for use in developing countries. *Pain Rep*, 3: e672.
- Pourmaleky S, Najari S, Montazeri S, Haghighizadeh M. 2013. Comparison between the effects of Zintoma (Ginger) and Mefenamic acid on after pain during postpartum in multiparous women. *The Iran J Obstet Gynecol Infertil*, 16: 18-25.
- Randabunga EJ, Lukas E, Tumedia JL, T Chalid SM, 2018. Effect of Pyridoxine on prostaglandin plasma level for primary dysmenorrheal treatment. *Indonesian J obstet gynecol*, 6: 239-342.
- Singh N, Verma P, Pandey B. 2012. Therapeutic potential of organic *Triticum aestivum* linn. (Wheat grass) in prevention and treatment of chronic diseases: An overview. *Int J Pharm Sci Drug Res*, 4: 10-14.
- Thong ISK, Jensen Mp, Miró J, Tan G. 2018. The validity of pain intensity measures: what do the NRS, VAS, VRS, and FPS-R measure? *Scan J pain*, 18: 99-107.
- Vilvapriya S, Vinodhini S. 2018. Vitamin E in the treatment of primary dysmenorrhoea. *Int J Reprod Contracept Obstet Gynecol*, 7: 2257-2261.
- Zakaria H, Mostafa TM, El-Azab GA, Abd El Wahab AM, Elshahawy H, Sayed-Ahmed NA. 2017. The impact of fish oil and wheat germ oil combination on mineral-bone and inflammatory markers in maintenance hemodialysis patients: a randomized, double-blind, placebo-controlled clinical trial. *Int Urol Nephrol*, 49: 1851-1858.
- Zarei S, Mohammad-Alizadeh-Charandabi S, Mirghafourvand M, Javadzadeh Y, Effati-Daryani F. 2017. Effects of calcium-Vitamin D and calcium-alone on pain intensity and menstrual blood loss in women with primary dysmenorrhea: A randomized controlled trial. *Pain Medicine*, 18: 3-13.